

Discover® LITHIUM PROFESSIONAL









WITH LYNK
CONNECTIVITY



LITHIUM PROFESSIONAL LiFePO_4 BATTERIES

Discover® LITHIUM Professional (DLP) batteries are purpose built for the drop-in replacement of 12V, 24V, 36V and 48V groupings of the popular BCI GC2 size battery used in recreational vehicles, caravans, work vehicles, utility electric vehicles, golf carts, autonomous vehicles and robots, floor care machines, and aerial work platforms.

-  **LYNK PORT**
 - J1939
 - Multi-battery BMS communication
 - Connects battery string to LYNK Gateway
 - Remote On/Off
-  **COLD CHARGING**
 - Integrated self-heating
-  **CHARGES FASTER**
 - Up to 5x faster than lead-acid batteries
 - 2x faster than C/2 rated lithium batteries
 - Opportunity charge at 1C rate anytime, regardless of SoC
-  **RUNS LONGER**
 - Double the high-current runtime of lead-acid battery
 - Easy to parallel for more capacity
 - 100% DoD usable capacity
-  **LASTS LONGER**
 - 10x the life of lead-acid battery (BCI-06)
 - Up to 7 years of energy performance and workmanship warranty coverage
-  **LIGHTER WEIGHT**
 - 50% less weight than similar sized lead-acid

885-0027 REV F

LITHIUM PROFESSIONAL IS PURPOSE-BUILT



		DLP GC2-12V	DLP GC2-24V	DLP GC2-36V	DLP GC2-48V
Industry Reference		GC2	GC2	GC2	GC2
Dimensions	IN	10.2 x 7.1 x 10.8	10.2 x 7.1 x 10.8	10.2 x 7.1 x 10.8	10.2 x 7.1 x 10.8
L x W x H	MM	260 x 180 x 275	260 x 180 x 275	260 x 180 x 275	260 x 180 x 275
Weight		14.0 kg / 30.7 lb	14.0 kg / 30.7 lb	14.0 kg / 30.7 lb	14.0 kg / 30.7 lb
Nominal Energy		1.536 kWh	1.536 kWh	1.152 kWh	1.536 kWh
Usable DoD%		100 %	100 %	100 %	100 %
Rated Capacity (1Hr)		1.5 kWh (120 Ah)	1.5 kWh (60 Ah)	1.2 kWh (30 Ah)	1.5 kWh (30 Ah)
Max. Discharge Current (1 Hr)		120 A	115 A	58 A	58 A
Max. Charge Current (1 Hr)		115 A	58 A	29 A	29 A
Peak Discharge (3 sec)		360 A RMS	180 A RMS	90 A RMS	90 A RMS

UN 38.3, IEC 62619, CE, UL 2271

For full specifications please refer to DLP product data sheets.

LYNK II GATEWAY

ADVANCED INTEGRATION – FASTER CHARGING

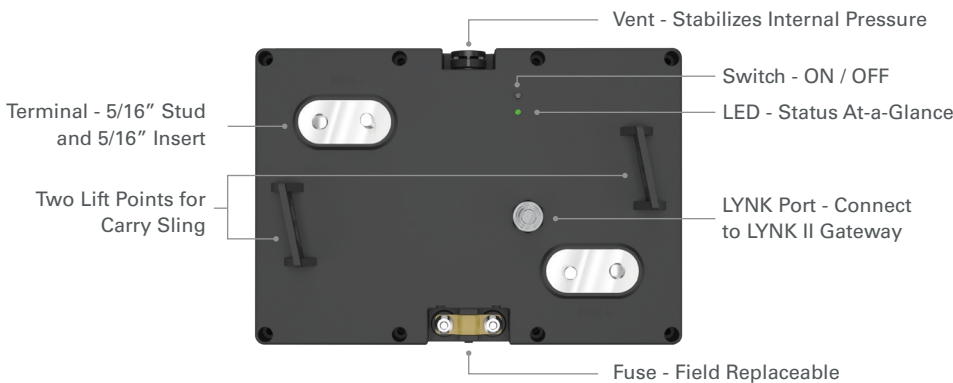
Unlock the full potential of a LITHIUM Professional battery by enabling the BMS to optimize and dynamically manage the charge configurations of the world's best industrial chargers and mobile inverter chargers. The LYNK PORT on each DLP enables communication across the battery string and the real-time closed-loop communication of SoC and other data with a variety of chargers, inverter chargers, system controls, displays and telematics.



- SoC Display
- Battery Firmware Upload
- SD Card Memory
- CAN Open / J1939
- USB Device

PROTECT YOUR INVESTMENT

LITHIUM Professional batteries are IP67 rated for wet and humid environments, include a field-serviceable protection fuse, and feature the highest quality cobalt and nickel free automotive grade LiFePO₄ cells for safe, long-life performance.



OPTIONAL ACCESSORIES

- Remote State of Charge Display
- Harnesses

Discover[®]
Innovative Battery Solutions